



EyeOnWater

See Your Water Usage

Follow these simple instructions to see your water usage information online.

1

Steps to Create an EyeOnWater Account

1. Enter your service or billing address ZIP/Postal Code.
2. Enter your account number as it appears on your water bill. Don't have a copy of your water bill? Contact your utility.
3. Enter and confirm your email address.
4. Create and confirm your password.
5. Read and accept the **Terms of Use**.
6. Verify your email address in the confirmation email.
7. Enjoy using EyeOnWater!

Service or Billing ZIP/Postal Code:

Account Number:

Some utilities use a customer number, others omit hyphens, trailing zeros and non-numeric characters. When in doubt, consult your utility to learn which number to use when creating an EyeOnWater account.

Next

Already have an account? [Sign in here.](#)

CUSTOMER NAME	SERVICE LOCATION	ACCOUNT NUMBER
JOHN SMITH	123 MAIN STREET	88888888
		DUE DATE
		01/15/2017
		CURRENT CHARGES
		\$45.50

Visit <https://eyeonwater.com/signup> to create your online account. Enter your service or billing ZIP/postal code and your account number.

4

Inbox (1)


Starred

Sent Mail

Drafts

More ▾

Welcome, please activate your water account

**Water Utility**
to me

Hi Jane Smith,

You're almost finished signing up for online access to your Water Utility account. Please click the verification link below to activate your account and sign in.

[Click here](#) to verify your email address.

Click on the link in the email to verify your email address.

2

Steps to Create an EyeOnWater Account

1. Enter your service or billing address ZIP/Postal Code.
2. Enter your account number as it appears on your water bill. Don't have a copy of your water bill? Contact your utility.
3. Enter and confirm your email address.
4. Create and confirm your password.
5. Read and accept the **Terms of Use**.
6. Verify your email address in the confirmation email.
7. Enjoy using EyeOnWater!

Full Name

Email Address

Confirm Email Address

Password

Password Strength

Confirm Password

☒ I have read the **Terms of Use** for this application and agree to the provisions.


Next

Already have an account? [Sign in here.](#)

CUSTOMER NAME	SERVICE LOCATION	ACCOUNT NUMBER
JOHN SMITH	123 MAIN STREET	88888888
		DUE DATE
		01/15/2017
		CURRENT CHARGES
		\$45.50

Enter your name and email address. Confirm the address, and then create and confirm a password. Passwords must be 8 to 16 characters long.

3



Did you know?

One in eight people worldwide do not have access to clean water, according to the World Health Organization.


We have sent a verification email to the following address, please open the link in the email and return to this app to complete the sign up process.

Email Address:

Resend Email

Check your email for the verification message that has just been sent.

5



Did you know?

One in eight people worldwide do not have access to clean water, according to the World Health Organization.

My Account

Email Address:

Password:

Sign In

After clicking the link in your email, enter your email address and password to sign in.



Once you're logged in, you'll be able to view your water consumption and even set a leak alert.